
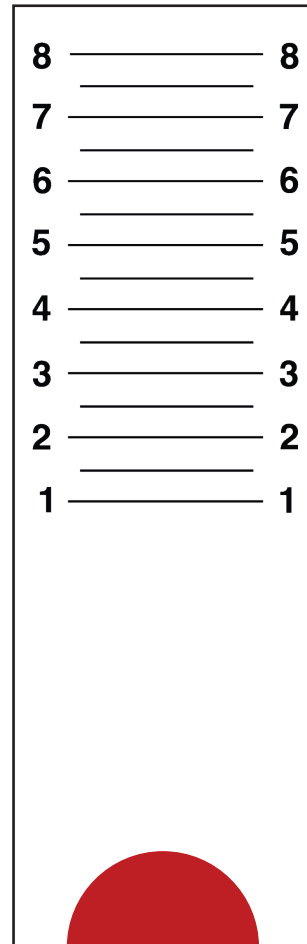


Cut out the length measuring tool then line up the edges of the red circle. Tape the two ends together and place your heel against the curve of the black line. Look down over the top of your toes to get your approximate foot length.



For the most accurate measurement, the red circle should be sized to 1 inch on your print out.



Suffolk[®]


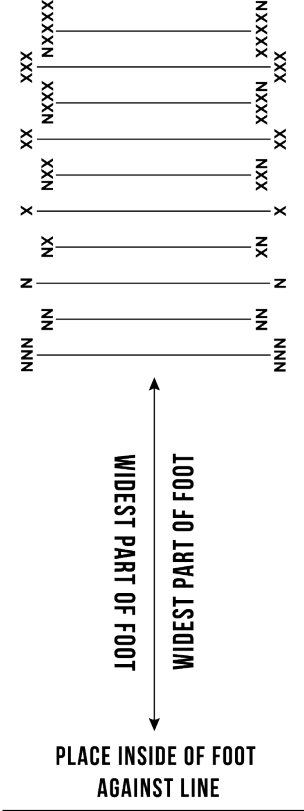
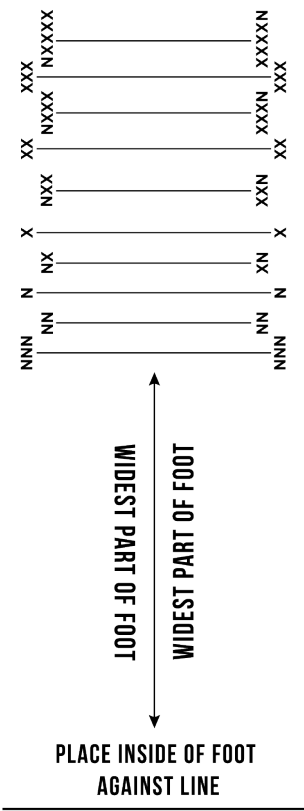
Shoe Width
Measurements

**POINTE SHOE
LENGTH: 2**

Suffolk[®]

Shoe Width
Measurements

**POINTE SHOE
LENGTH: 2.5**



For the most accurate measurement, the red circle should be sized to 1 inch on your print out.

Suffolk[®]


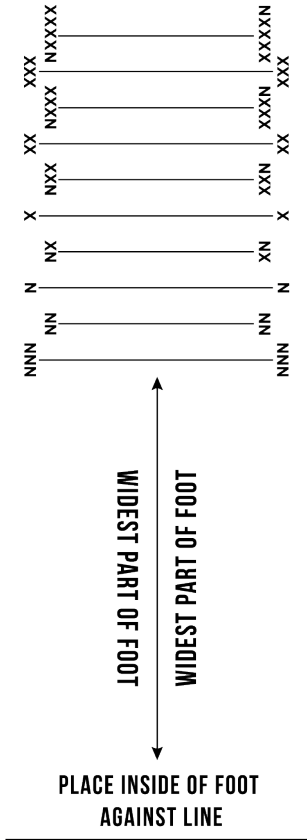
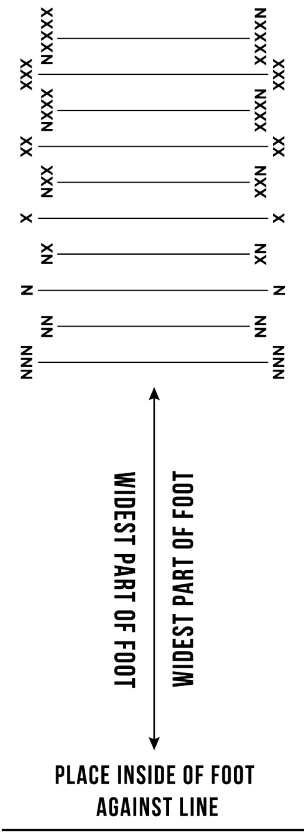
Shoe Width
Measurements

**POINTE SHOE
LENGTH: 3**

Suffolk[®]

Shoe Width
Measurements

**POINTE SHOE
LENGTH: 3.5**



For the most accurate measurement, the red circle should be sized to 1 inch on your print out.

Suffolk[®]


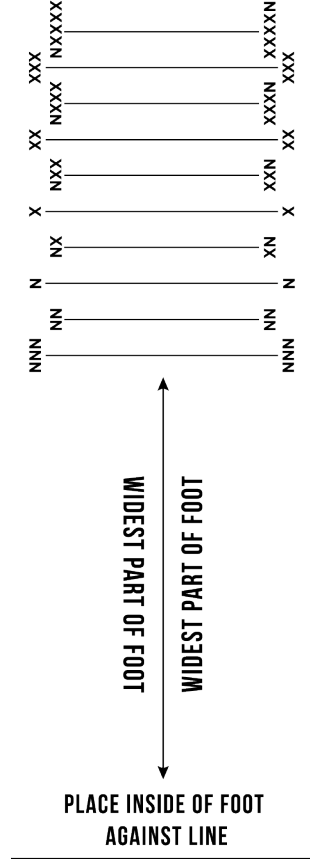
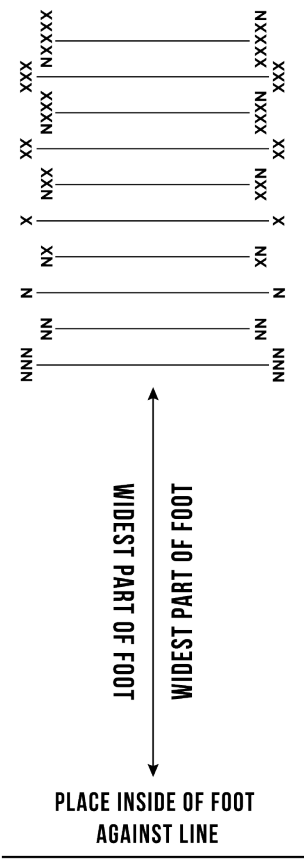
Shoe Width
Measurements

**POINTE SHOE
LENGTH: 4**

Suffolk[®]

Shoe Width
Measurements

**POINTE SHOE
LENGTH: 4.5**



For the most accurate measurement, the red circle should be sized to 1 inch on your print out.

Suffolk[®]


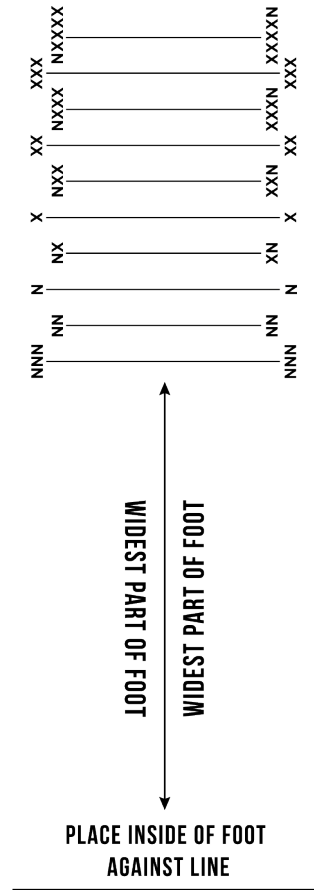
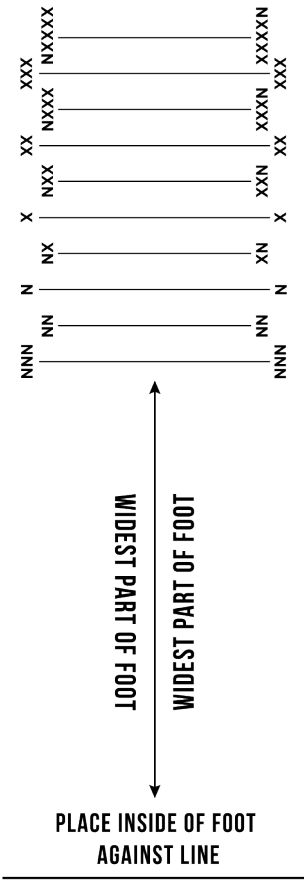
Shoe Width Measurements

**POINTE SHOE
LENGTH: 5**

Suffolk[®]

Shoe Width Measurements

**POINTE SHOE
LENGTH: 5.5**



For the most accurate measurement, the red circle should be sized to 1 inch on your print out.

Suffolk[®]


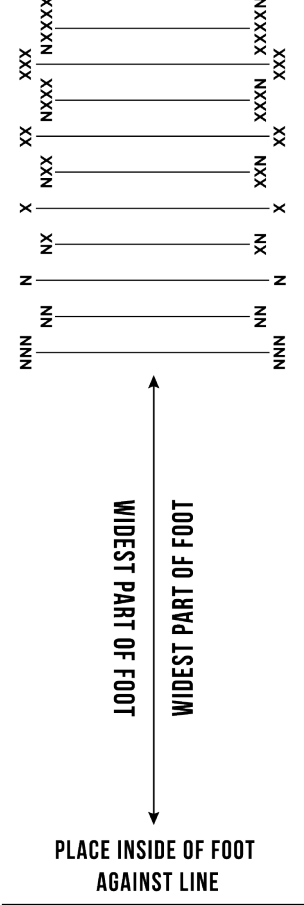
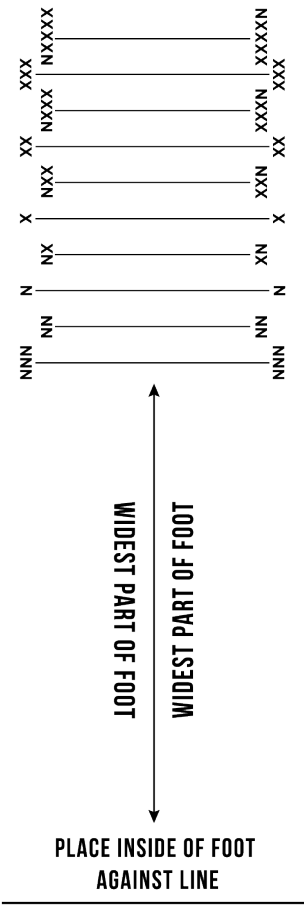
Shoe Width
Measurements

**POINTE SHOE
LENGTH: 6**

Suffolk[®]

Shoe Width
Measurements

**POINTE SHOE
LENGTH: 6.5**



For the most accurate measurement, the red circle should be sized to 1 inch on your print out.

Suffolk[®]


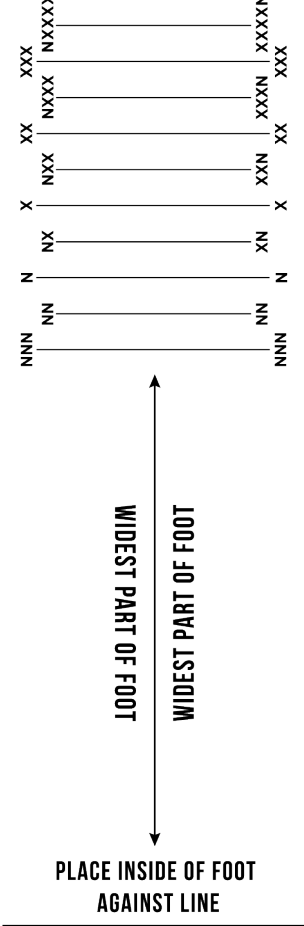
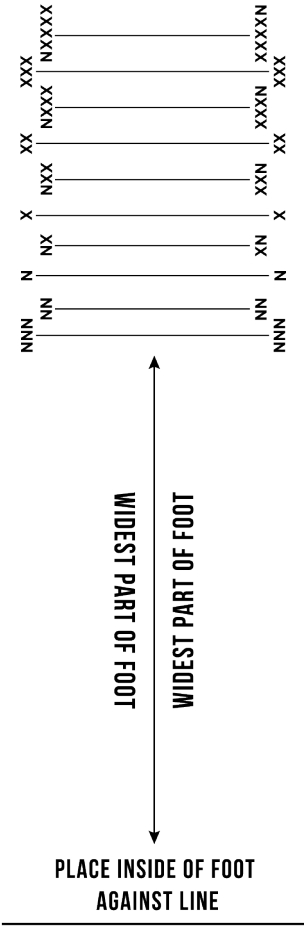
Shoe Width
Measurements

**POINTE SHOE
LENGTH: 7**

Suffolk[®]


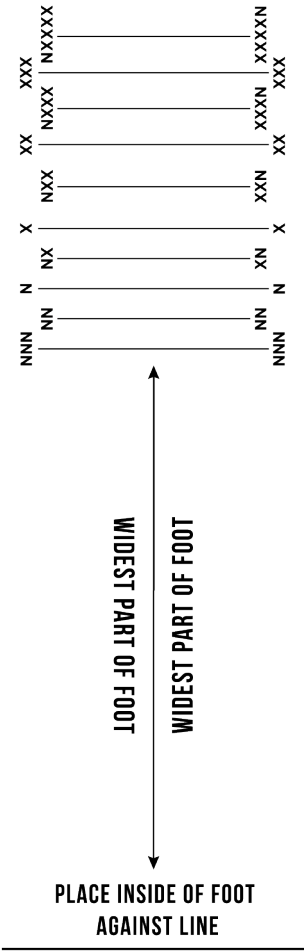
Shoe Width
Measurements

**POINTE SHOE
LENGTH: 7.5**



For the most accurate measurement, the red circle should be sized to 1 inch on your print out.

Suffolk[®]
Shoe Width
Measurements
**POINTE SHOE
LENGTH: 8**



For the most accurate measurement, the red circle should be sized to 1 inch on your print out.